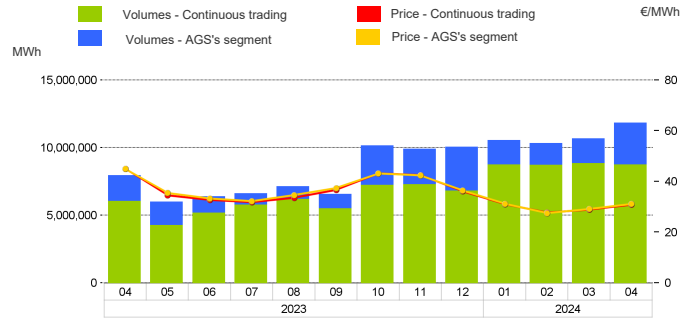


Spot Gas Market (MP-GAS)

Day-Ahead Gas Market (MGP-GAS)

| | Price. €/MWh | | | | Volumes. MWh | | | |
|---------------------------|--------------|--------|-------|-------|------------------|--------|----------------|------------|
| | Average | Var | Min | Max | Total | Var | Daily products | WE product |
| Continuous trading | 30.82 | -31.5% | 25.10 | 35.80 | 8,700,528 | +44.9% | 6,690,864 | 2,009,664 |

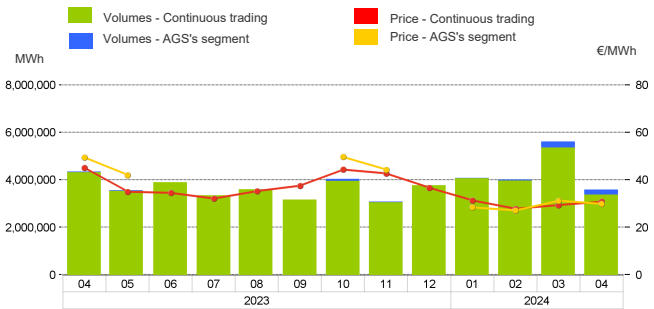
| | Price. €/MWh | | | | Volumes. MWh | | | |
|----------------------|--------------|--------|-------|-------|------------------|--------|---------------|-----------|
| | Average | Var | Min | Max | Total | Var | Purchases SRG | Sales SRG |
| AGS's segment | 31.09 | -30.8% | 26.36 | 35.40 | 3,103,392 | +62.0% | 2,537,640 | 565,752 |



Intra-Day Gas Market (MI-GAS)

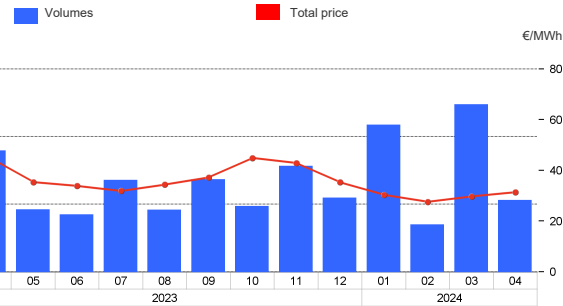
| | Price. €/MWh | | | | Volumes. MWh | |
|---------------------------|--------------|--------|-------|-------|------------------|--------|
| | Average | Var | Min | Max | Total | Var |
| Continuous trading | 30.78 | -31.7% | 22.80 | 36.10 | 3,346,656 | -22.0% |

| | Price. €/MWh | | | | Volumes. MWh | | | |
|----------------------|--------------|--------|-------|-------|----------------|-----------|--------------|-----------|
| | Average | Var | Min | Max | Total | Var | Acquisti SRG | Sales SRG |
| AGS's segment | 29.86 | -39.6% | 25.90 | 33.59 | 213,072 | +1,035.7% | 73,776 | 139,296 |



Market for the trading of gas stored (MGS-GAS)

| | Price. €/MWh | | | | Volumes. MWh | | | | MWh | |
|-----------------------------|--------------|--------|-------|-------|----------------|--------|----------------------------------------|---------------------------------------------|--------|------------------------------------|
| | Average | Var | Min | Max | Total | Var | Purchases SRG Balancing ⁽¹⁾ | Purchases SRG Other purposes ⁽²⁾ | | Sales SRG Balancing ⁽²⁾ |
| Stogit | 31.40 | -30.4% | 28.20 | 35.60 | 210,826 | -40.9% | 40,236 | - | 42,151 | - |
| Edison | - | - | - | - | - | - | - | - | - | - |
| Total ⁽¹⁾ | 31.40 | -30.4% | 28.2 | 35.60 | 210,826 | -40.9% | 40,236 | - | 42,151 | - |



1) The Total price is calculated as a weighted average price for the total volumes exchanged in each storage system.
 2) To securely manage any expected deviations between overall network injections and withdrawals pursuant to Art. 2.5 of Annex A, ARERA's Resolution 312/2016/R/gas
 3) Stored gas trades by Snam Rete Gas (SRG) not included in "Balancing"

Forward Gas Market (MT-GAS)

| Products | Market | | | | OTC | | | | Total | | Open interest* | |
|--------------|---------------|---------------|--------------|----------|---------|---------------|---------|---------|-------|----------------|----------------|-----|
| | Minimum Price | Maximum Price | Check Price* | Trades | Volumes | Registrations | Volumes | Volumes | | Open interest* | | |
| | €/MWh | €/MWh | €/MWh | change % | N. | MWh/d | N. | MWh/d | MWh/d | change % | MWh/d | MWh |
| Q-2024-03 | - | - | 32.73 | 13.4% | - | - | - | - | - | - | - | - |
| WS-2024/2025 | - | - | 38.03 | 29.5% | - | - | - | - | - | - | - | - |
| Q-2024-04 | - | - | 37.09 | 19.6% | - | - | - | - | - | - | - | - |
| Q-2025-01 | - | - | 37.91 | 22.6% | - | - | - | - | - | - | - | - |
| CY-2025 | - | - | 38.59 | 20.8% | - | - | - | - | - | - | - | - |
| M-2024-05 | - | - | 32.42 | 16.1% | - | - | - | - | - | - | - | - |
| M-2024-06 | - | - | 32.70 | 16.2% | - | - | - | - | - | - | - | - |
| BoM-2024-04 | - | - | 29.50 | 5.1% | - | - | - | - | - | - | - | - |
| M-2024-07 | - | - | 33.25 | 10.6% | - | - | - | - | - | - | - | - |
| SS-2025 | - | - | 37.75 | 14.5% | - | - | - | - | - | - | - | - |
| Q-2025-02 | - | - | 36.22 | 8.6% | - | - | - | - | - | - | - | - |
| M-2024-08 | - | - | 31.39 | - | - | - | - | - | - | - | - | - |
| BoM-2024-05 | - | - | 32.43 | - | - | - | - | - | - | - | - | - |
| Total | | | | | | | | | | | 0 | 0 |

*Referred to the last session of the week